

The End Grain Cutting Board



By



R Jones Woodworks

Table of Contents

Introduction	2
Dimensioned Drawings	3
Details	4
Cut Sheets / Materials List	5
References	6

Introduction

Designed as an alternative to the typical long grain cutting board this end grain cutting board features Purpleheart and Hard/Rock Maple to create a unique and elegant design sure to complement any kitchen☺

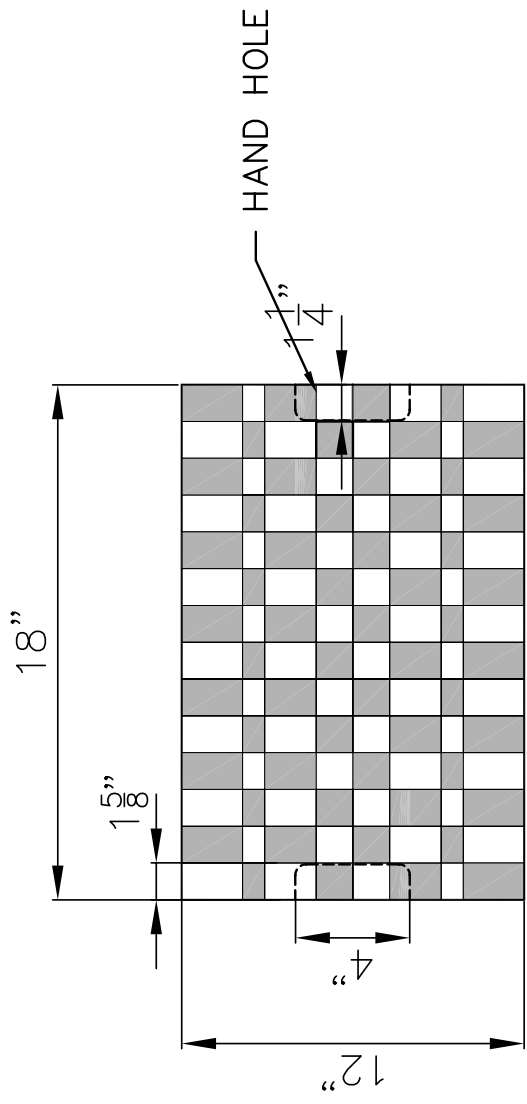
Please be sure to check out the References section for links to the Wood Whisperers Video Pod casts on how to build this cutting board as well as other helpful wood working pod casts at the [The Woodwhisperer.com](http://TheWoodwhisperer.com)



Difficulty: Basic woodworking Skills

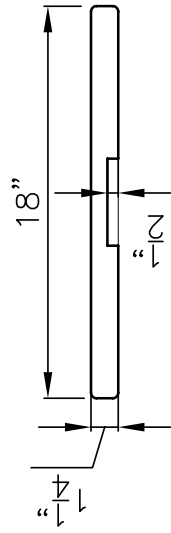
Overall Dimensions: 15 1/2" Long X 12" Wide 1 1/4" Thick

Hours to complete: 4+



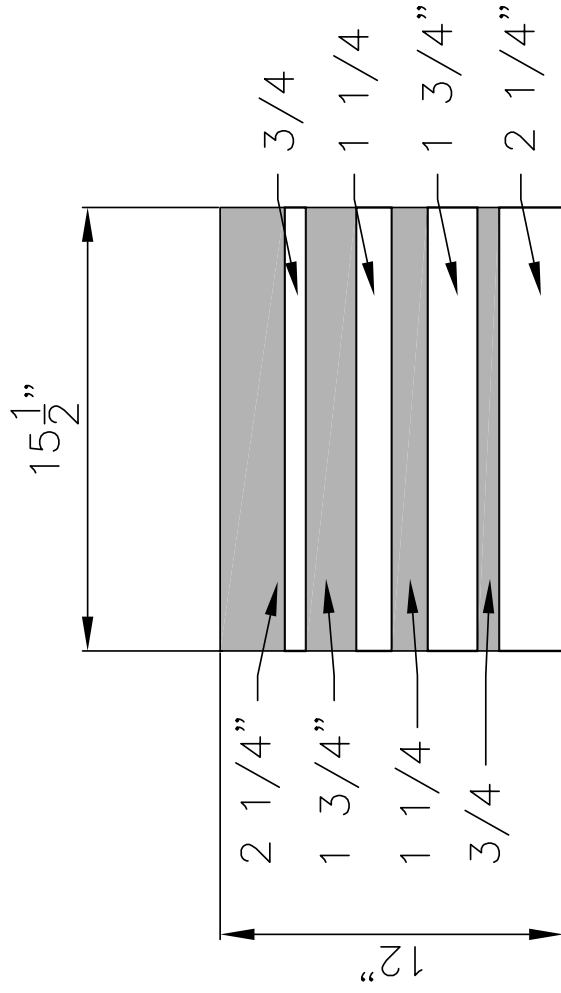
TOP

NTS



LEFT/RIGHT SIDE

NTS



Material List

Parts	Rough Dimensions				Material	BF
	No	L	W	T		
Lumber	1	20	2 1/4	2	Purpleheart	0.75
	1	20	1 3/4	2	Purpleheart	0.58
	1	20	1 1/4	2	Purpleheart	0.42
	1	20	3/4	2	Purpleheart	0.25
	1	20	2 1/4	2	Hard Maple	0.75
	1	20	1 3/4	2	Hard Maple	0.58
	1	20	1 1/4	2	Hard Maple	0.42
	1	20	3/4	2	Hard Maple	0.21
						3.96

References

[“A Cut Above” Pt 1](#) - In this Video Pod cast The Wood Whisperer illustrates Cutting board Theory, basic design and basic construction techniques in order to build your own Cutting Board

[“A Cut Above” Pt 2](#) – In part two of “A Cut Above” series The Wood Whisperer reviews various finishes, how they are applied and the pros and cons of each.

[The Wood Whisperer](#) – Website by a woodworker for woodworkers. Marc (The Wood Whisperer) shares his time and knowledge with a huge base of wood working video pod casts.